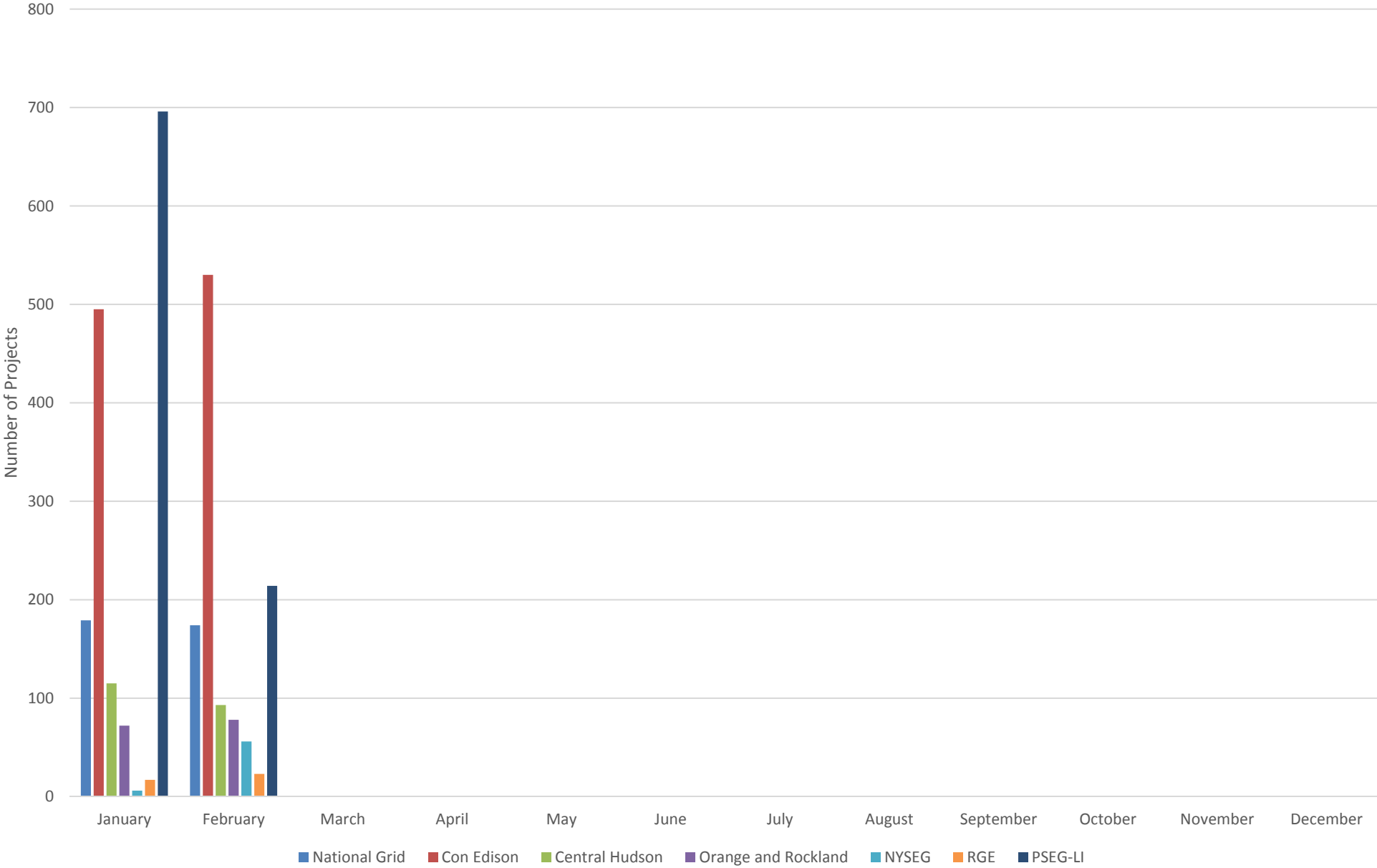
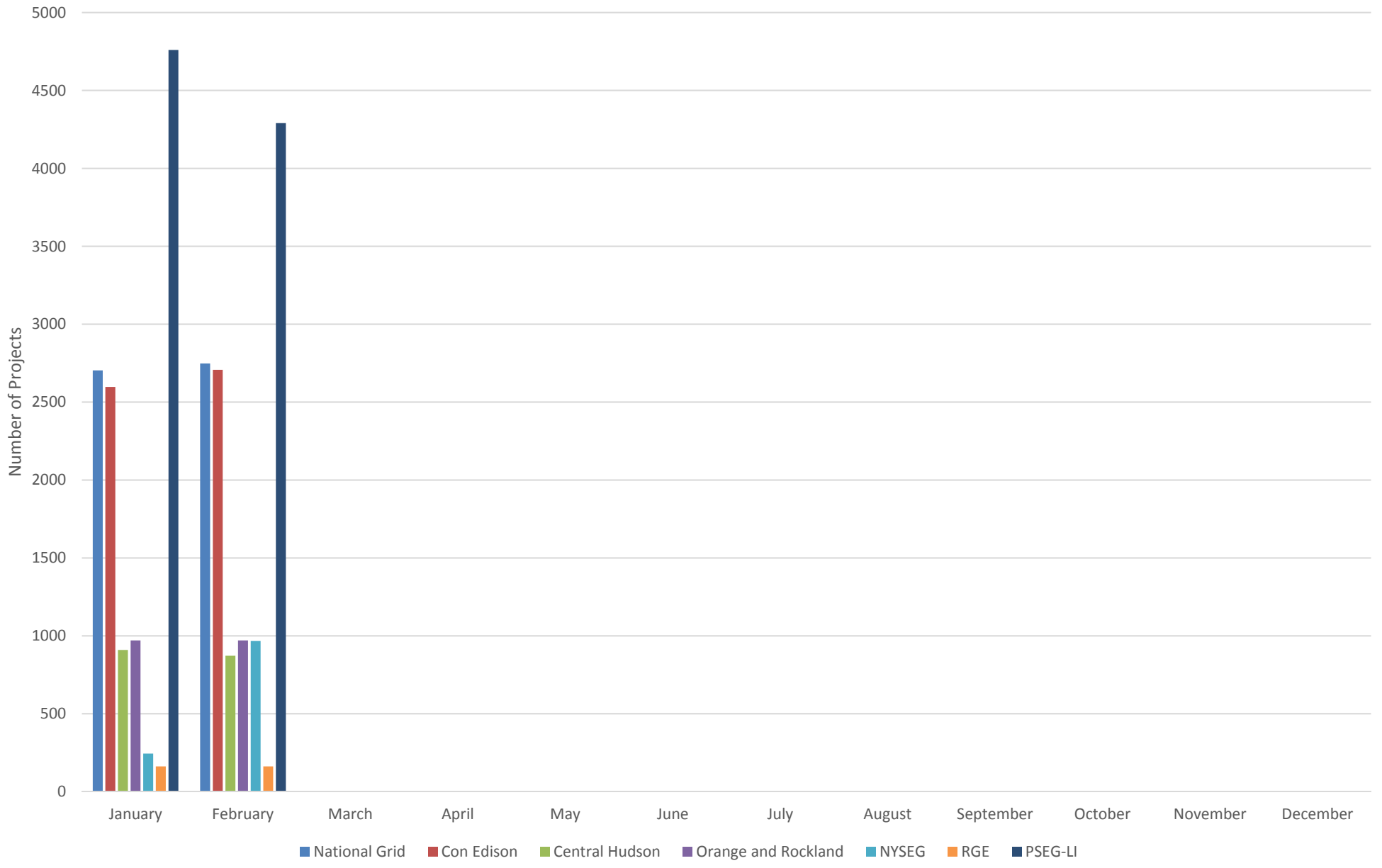


# New Projects Submitted



# Projects in the Queue

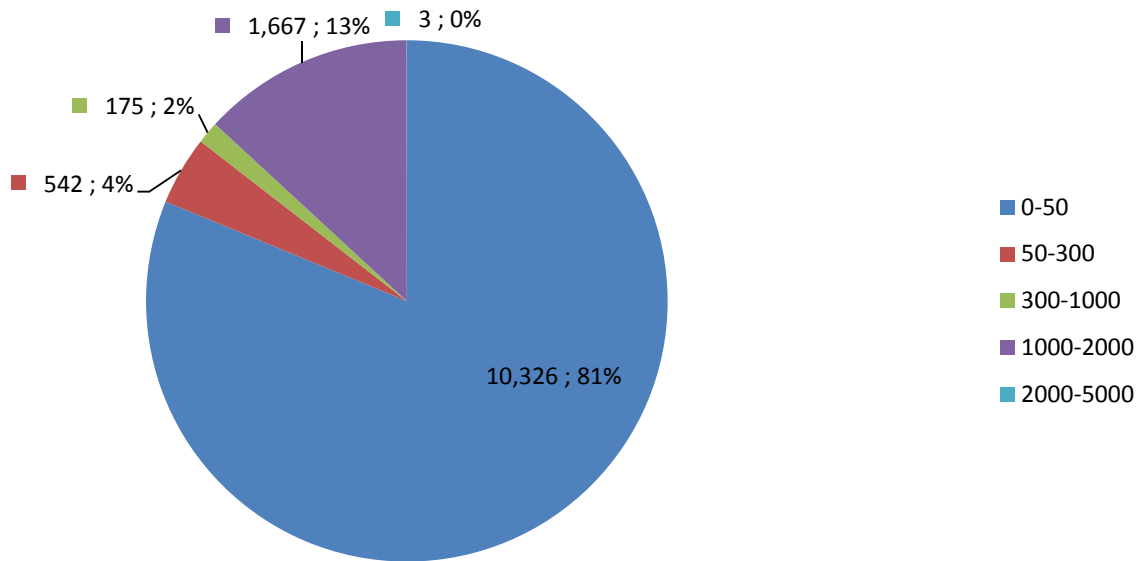


**SIR Queue: Number of Projects by kW Range as of February 2017**

| Company             | kW Range      |            |            |              |           | Total Projects | Total kW         |
|---------------------|---------------|------------|------------|--------------|-----------|----------------|------------------|
|                     | 0-50          | 50-300     | 300-1000   | 1000-2000    | 2000-5000 |                |                  |
| National Grid       | 1,862         | 238        | 58         | 589          | -         | 2,747          | 1,247,971        |
| Con Edison          | 2,456         | 186        | 52         | 13           | -         | 2,707          | 89,813           |
| Central Hudson      | 487           | 13         | 11         | 360          | 1         | 872            | 729,328          |
| Orange and Rockland | 699           | 11         | 10         | 249          | 1         | 970            | 507,650          |
| NYSEG               | 478           | 44         | 31         | 414          | -         | 967            | 850,176          |
| RGE                 | 99            | 13         | 7          | 42           | 1         | 162            | 93,224           |
| PSEG                | 4,245         | 37         | 6          | -            | -         | 4,288          | 36,823           |
| <b>Total</b>        | <b>10,326</b> | <b>542</b> | <b>175</b> | <b>1,667</b> | <b>3</b>  | <b>12,713</b>  | <b>3,554,985</b> |

| kW Range  | Company |        |         |       |       |       |       |
|-----------|---------|--------|---------|-------|-------|-------|-------|
|           | Grid    | Con Ed | Cen Hud | O&R   | NYSEG | RGE   | PSEG  |
| 0-50      | 67.8%   | 90.7%  | 55.8%   | 72.1% | 49.4% | 61.1% | 99.0% |
| 50-300    | 8.7%    | 6.9%   | 1.5%    | 1.1%  | 4.6%  | 8.0%  | 0.9%  |
| 300-1000  | 2.1%    | 1.9%   | 1.3%    | 1.0%  | 3.2%  | 4.3%  | 0.1%  |
| 1000-2000 | 21.4%   | 0.5%   | 41.3%   | 25.7% | 42.8% | 25.9% | 0.0%  |
| 2000-5000 | 0.0%    | 0.0%   | 0.1%    | 0.1%  | 0.0%  | 0.6%  | 0.0%  |

**Total Projects in Queue by kW Range**

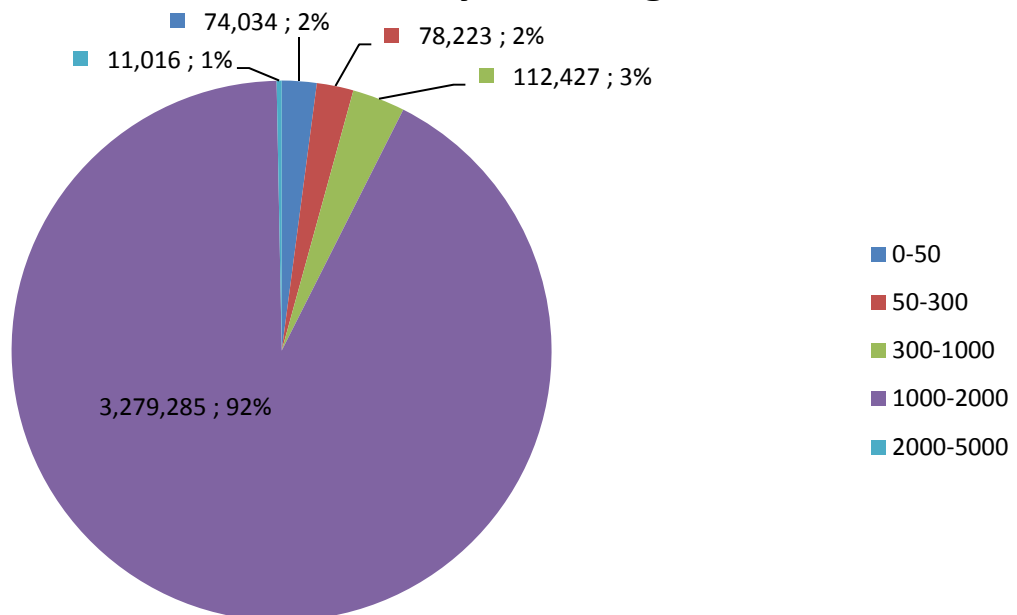


## SIR Queue: Number of kW by kW Range as of February 2017

| Company             | kW Range      |               |                |                  |               | Total            |
|---------------------|---------------|---------------|----------------|------------------|---------------|------------------|
|                     | 0-50          | 50-300        | 300-1000       | 1000-2000        | 2000-5000     |                  |
| National Grid       | 15,423        | 36,053        | 39,228         | 1,157,267        | -             | 1,247,971        |
| Con Edison          | 16,066        | 24,683        | 28,738         | 20,327           | -             | 89,813           |
| Central Hudson      | 3,663         | 1,616         | 6,053          | 712,997          | 5,000         | 729,328          |
| Orange and Rockland | 4,860         | 1,946         | 6,531          | 492,298          | 2,016         | 507,650          |
| NYSEG               | 4,524         | 6,108         | 24,487         | 815,057          | -             | 850,176          |
| RGE                 | 1,026         | 2,548         | 4,311          | 81,340           | 4,000         | 93,224           |
| PSEG                | 28,473        | 5,270         | 3,080          | -                | -             | 36,823           |
| <b>Total</b>        | <b>74,034</b> | <b>78,223</b> | <b>112,427</b> | <b>3,279,285</b> | <b>11,016</b> | <b>3,554,985</b> |

| kW Range  | Company |        |         |       |       |       |       |
|-----------|---------|--------|---------|-------|-------|-------|-------|
|           | Grid    | Con Ed | Cen Hud | O&R   | NYSEG | RGE   | PSEG  |
| 0-50      | 1.2%    | 17.9%  | 0.5%    | 1.0%  | 0.5%  | 1.1%  | 77.3% |
| 50-300    | 2.9%    | 27.5%  | 0.2%    | 0.4%  | 0.7%  | 2.7%  | 14.3% |
| 300-1000  | 3.1%    | 32.0%  | 0.8%    | 1.3%  | 2.9%  | 4.6%  | 8.4%  |
| 1000-2000 | 92.7%   | 22.6%  | 97.8%   | 97.0% | 95.9% | 87.3% | 0.0%  |
| 2000-5000 | 0.0%    | 0.0%   | 0.7%    | 0.4%  | 0.0%  | 4.3%  | 0.0%  |

### Total kW in Queue by kW Range

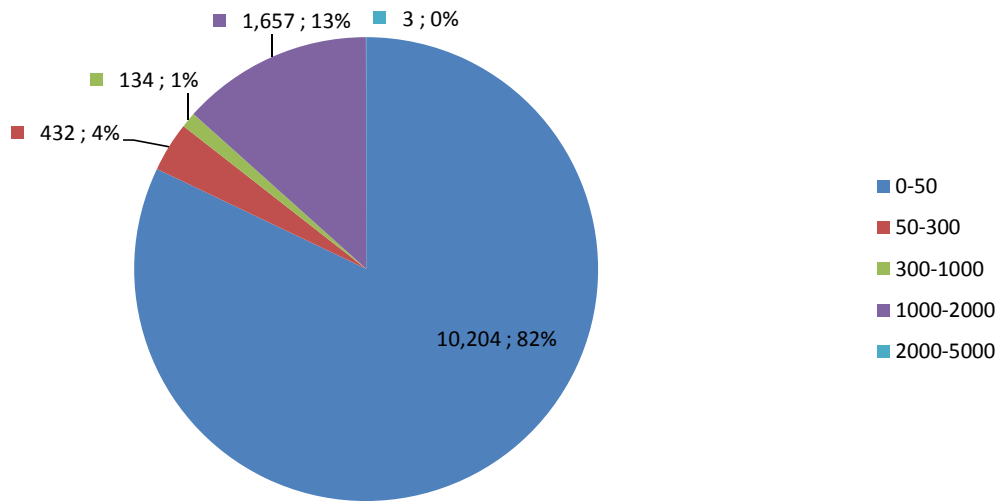


**SIR Queue: Number of Projects (PV ONLY) by kW Range as of February 2017**

|                     |             | <b>kW Range</b> |                 |                  |                  |        | <b>Total Projects</b> | <b>Total kW</b> |
|---------------------|-------------|-----------------|-----------------|------------------|------------------|--------|-----------------------|-----------------|
| <b>Company</b>      | <b>0-50</b> | <b>50-300</b>   | <b>300-1000</b> | <b>1000-2000</b> | <b>2000-5000</b> |        |                       |                 |
| National Grid       | 1,816       | 236             | 45              | 586              | -                | 2,683  | 1,235,115             |                 |
| Con Edison          | 2,438       | 90              | 39              | 8                | -                | 2,575  | 60,745                |                 |
| Central Hudson      | 487         | 13              | 11              | 359              | 1                | 871    | 727,414               |                 |
| Orange and Rockland | 698         | 11              | 10              | 249              | 1                | 969    | 507,615               |                 |
| NYSEG               | 461         | 41              | 20              | 413              | -                | 935    | 840,413               |                 |
| RGE                 | 93          | 13              | 5               | 42               | 1                | 154    | 92,192                |                 |
| PSEG                | 4,211       | 28              | 4               | -                | -                | 4,243  | 35,050                |                 |
| <b>Total</b>        | #####       | 432             | 134             | 1,657            | 3                | 12,430 | 3,498,544             |                 |

|                  |             | <b>Company</b> |                |                |              |            |             |  |
|------------------|-------------|----------------|----------------|----------------|--------------|------------|-------------|--|
| <b>kW Range</b>  | <b>Grid</b> | <b>Con Ed</b>  | <b>Cen Hud</b> | <b>O&amp;R</b> | <b>NYSEG</b> | <b>RGE</b> | <b>PSEG</b> |  |
| <b>0-50</b>      | 67.7%       | 94.7%          | 55.9%          | 72.0%          | 49.3%        | 60.4%      | 99.2%       |  |
| <b>50-300</b>    | 8.8%        | 3.5%           | 1.5%           | 1.1%           | 4.4%         | 8.4%       | 0.7%        |  |
| <b>300-1000</b>  | 1.7%        | 1.5%           | 1.3%           | 1.0%           | 2.1%         | 3.2%       | 0.1%        |  |
| <b>1000-2000</b> | 21.8%       | 0.3%           | 41.2%          | 25.7%          | 44.2%        | 27.3%      | 0.0%        |  |
| <b>2000-5000</b> | 0.0%        | 0.0%           | 0.1%           | 0.1%           | 0.0%         | 0.6%       | 0.0%        |  |

**Total Projects in Queue by kW Range (PV Only)**

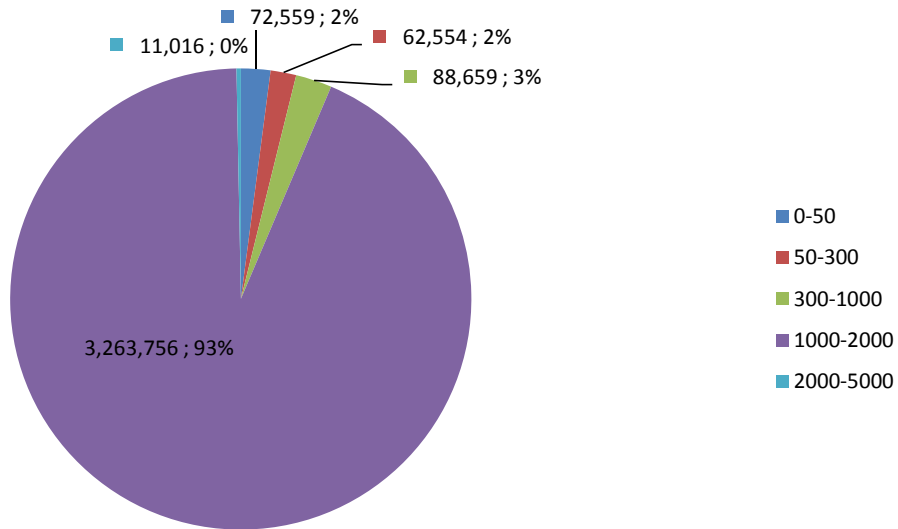


**SIR Queue: Number of kW (PV ONLY) by kW Range as of February 2017**

| Company             | kW Range      |               |               |                  |               | Total            |
|---------------------|---------------|---------------|---------------|------------------|---------------|------------------|
|                     | 0-50          | 50-300        | 300-1000      | 1000-2000        | 2000-5000     |                  |
| National Grid       | 14,922        | 35,453        | 32,473        | 1,152,267        | -             | 1,235,115        |
| Con Edison          | 15,697        | 10,858        | 21,063        | 13,128           | -             | 60,745           |
| Central Hudson      | 3,663         | 1,616         | 6,053         | 711,083          | 5,000         | 727,414          |
| Orange and Rockland | 4,825         | 1,946         | 6,531         | 492,298          | 2,016         | 507,615          |
| NYSEG               | 4,290         | 5,728         | 16,754        | 813,641          | -             | 840,413          |
| RGE                 | 919           | 2,548         | 3,386         | 81,340           | 4,000         | 92,192           |
| PSEG                | 28,244        | 4,406         | 2,400         | -                | -             | 35,050           |
| <b>Total</b>        | <b>72,559</b> | <b>62,554</b> | <b>88,659</b> | <b>3,263,756</b> | <b>11,016</b> | <b>3,498,544</b> |

| kW Range  | Company |        |         |       |       |       |       |
|-----------|---------|--------|---------|-------|-------|-------|-------|
|           | Grid    | Con Ed | Cen Hud | O&R   | NYSEG | RGE   | PSEG  |
| 0-50      | 1.2%    | 25.8%  | 0.5%    | 1.0%  | 0.5%  | 1.0%  | 80.6% |
| 50-300    | 2.9%    | 17.9%  | 0.2%    | 0.4%  | 0.7%  | 2.8%  | 12.6% |
| 300-1000  | 2.6%    | 34.7%  | 0.8%    | 1.3%  | 2.0%  | 3.7%  | 6.8%  |
| 1000-2000 | 93.3%   | 21.6%  | 97.8%   | 97.0% | 96.8% | 88.2% | 0.0%  |
| 2000-5000 | 0.0%    | 0.0%   | 0.7%    | 0.4%  | 0.0%  | 4.3%  | 0.0%  |

**Total kW in Queue by kW Range (PV Only)**



**New Submitted Projects by Project Type as of February 2017**

| <b>Company</b>             | <b>Project Type</b> |           |           |           |           |           |           |            |           |           |            |               |           |                |              | <b>Total</b> |
|----------------------------|---------------------|-----------|-----------|-----------|-----------|-----------|-----------|------------|-----------|-----------|------------|---------------|-----------|----------------|--------------|--------------|
|                            | <b>Wind</b>         | <b>PV</b> | <b>MT</b> | <b>SG</b> | <b>IG</b> | <b>FW</b> | <b>FC</b> | <b>CHP</b> | <b>GT</b> | <b>HT</b> | <b>ICE</b> | <b>HYBRID</b> | <b>ST</b> | <b>Battery</b> | <b>Other</b> |              |
| <b>National Grid</b>       | 1                   | 173       | -         | -         | -         | -         | -         | -          | -         | -         | -          | -             | -         | -              | -            | 174          |
| <b>Con Edison</b>          | -                   | 516       | 2         | -         | -         | -         | -         | -          | -         | -         | 12         | -             | -         | -              | -            | 530          |
| <b>Central Hudson</b>      | -                   | -         | -         | -         | -         | -         | -         | -          | -         | -         | -          | -             | -         | -              | -            | -            |
| <b>Orange and Rockland</b> | -                   | 78        | -         | -         | -         | -         | -         | -          | -         | -         | -          | -             | -         | -              | -            | 78           |
| <b>NYSEG</b>               | -                   | -         | -         | -         | -         | -         | -         | -          | -         | -         | -          | -             | -         | -              | -            | -            |
| <b>RGE</b>                 | -                   | 23        | -         | -         | -         | -         | -         | -          | -         | -         | -          | -             | -         | -              | -            | 23           |
| <b>PSEG</b>                | -                   | 214       | -         | -         | -         | -         | -         | -          | -         | -         | -          | -             | -         | -              | -            | 214          |
| <b>Total</b>               | 1                   | 1,004     | 2         | -         | -         | -         | -         | -          | -         | -         | 12         | -             | -         | -              | -            | 1,019        |

**New Submitted kW by Project Type as of February 2017**

| <b>Company</b>             | <b>Project Type</b> |           |           |           |           |           |           |            |           |           |            |               |           |                |              | <b>Total</b> |
|----------------------------|---------------------|-----------|-----------|-----------|-----------|-----------|-----------|------------|-----------|-----------|------------|---------------|-----------|----------------|--------------|--------------|
|                            | <b>Wind</b>         | <b>PV</b> | <b>MT</b> | <b>SG</b> | <b>IG</b> | <b>FW</b> | <b>FC</b> | <b>CHP</b> | <b>GT</b> | <b>HT</b> | <b>ICE</b> | <b>HYBRID</b> | <b>ST</b> | <b>Battery</b> | <b>Other</b> |              |
| <b>National Grid</b>       | 12                  | 13,542    | -         | -         | -         | -         | -         | -          | -         | -         | -          | -             | -         | -              | -            | 13,554       |
| <b>Con Edison</b>          | -                   | 12,949    | 130       | -         | -         | -         | -         | -          | -         | -         | 2,105      | -             | -         | -              | -            | 15,184       |
| <b>Central Hudson</b>      | -                   | -         | -         | -         | -         | -         | -         | -          | -         | -         | -          | -             | -         | -              | -            | -            |
| <b>Orange and Rockland</b> | -                   | 638       | -         | -         | -         | -         | -         | -          | -         | -         | -          | -             | -         | -              | -            | 638          |
| <b>NYSEG</b>               | -                   | -         | -         | -         | -         | -         | -         | -          | -         | -         | -          | -             | -         | -              | -            | -            |
| <b>RGE</b>                 | -                   | 8,640     | -         | -         | -         | -         | -         | -          | -         | -         | -          | -             | -         | -              | -            | 8,640        |
| <b>PSEG</b>                | -                   | 1,329     | -         | -         | -         | -         | -         | -          | -         | -         | -          | -             | -         | -              | -            | 1,329        |
| <b>Total</b>               | 12                  | 37,098    | 130       | -         | -         | -         | -         | -          | -         | -         | 2,105      | -             | -         | -              | -            | 39,345       |



**Completed Projects by Project Type: February 2017**

| <b>Company</b>             | <b>Project Type</b> |           |           |           |           |           |           |            |           |           |            |               |           |                |              | <b>Total</b> |
|----------------------------|---------------------|-----------|-----------|-----------|-----------|-----------|-----------|------------|-----------|-----------|------------|---------------|-----------|----------------|--------------|--------------|
|                            | <b>Wind</b>         | <b>PV</b> | <b>MT</b> | <b>SG</b> | <b>IG</b> | <b>FW</b> | <b>FC</b> | <b>CHP</b> | <b>GT</b> | <b>HT</b> | <b>ICE</b> | <b>HYBRID</b> | <b>ST</b> | <b>Battery</b> | <b>Other</b> |              |
| <b>National Grid</b>       | -                   | 1         | -         | -         | -         | -         | -         | -          | -         | -         | -          | -             | -         | -              | -            | 1            |
| <b>Con Edison</b>          | -                   | 393       | -         | -         | -         | -         | -         | -          | -         | -         | 1          | -             | -         | -              | -            | 394          |
| <b>Central Hudson</b>      | -                   | -         | -         | -         | -         | -         | -         | -          | -         | -         | -          | -             | -         | -              | -            | -            |
| <b>Orange and Rockland</b> | -                   | 123       | -         | -         | -         | -         | -         | -          | -         | -         | -          | -             | -         | -              | -            | 123          |
| <b>NYSEG</b>               | -                   | -         | -         | -         | -         | -         | -         | -          | -         | -         | -          | -             | -         | -              | -            | -            |
| <b>RGE</b>                 | -                   | 13        | -         | -         | -         | 1         | -         | -          | -         | -         | -          | -             | -         | -              | -            | 14           |
| <b>PSEG</b>                | -                   | 521       | -         | -         | -         | -         | -         | -          | -         | -         | -          | -             | -         | -              | -            | 521          |
| <b>Total</b>               | -                   | 1,051     | -         | -         | -         | 1         | -         | -          | -         | -         | 1          | -             | -         | -              | -            | 1,053        |

Completed kW by Project Type: February 2017

| <u>Company</u>      | <u>Project Type</u> |       |    |    |    |     |    |     |    |    |     |        |    |         |       | <u>Total</u> |
|---------------------|---------------------|-------|----|----|----|-----|----|-----|----|----|-----|--------|----|---------|-------|--------------|
|                     | Wind                | PV    | MT | SG | IG | FW  | FC | CHP | GT | HT | ICE | HYBRID | ST | Battery | Other |              |
| National Grid       | -                   | 8     | -  | -  | -  | -   | -  | -   | -  | -  | -   | -      | -  | -       | -     | 8            |
| Con Edison          | -                   | 2,361 | -  | -  | -  | -   | -  | -   | -  | -  | 160 | -      | -  | -       | -     | 2,521        |
| Central Hudson      | -                   | -     | -  | -  | -  | -   | -  | -   | -  | -  | -   | -      | -  | -       | -     | -            |
| Orange and Rockland | -                   | 923   | -  | -  | -  | -   | -  | -   | -  | -  | -   | -      | -  | -       | -     | 923          |
| NYSEG               | -                   | -     | -  | -  | -  | -   | -  | -   | -  | -  | -   | -      | -  | -       | -     | -            |
| RGE                 | -                   | 231   | -  | -  | -  | 600 | -  | -   | -  | -  | -   | -      | -  | -       | -     | 831          |
| PSEG                | -                   | 3,612 | -  | -  | -  | -   | -  | -   | -  | -  | -   | -      | -  | -       | -     | 3,612        |
| <b>Total</b>        | -                   | 7,135 | -  | -  | -  | 600 | -  | -   | -  | -  | 160 | -      | -  | -       | -     | 7,895        |