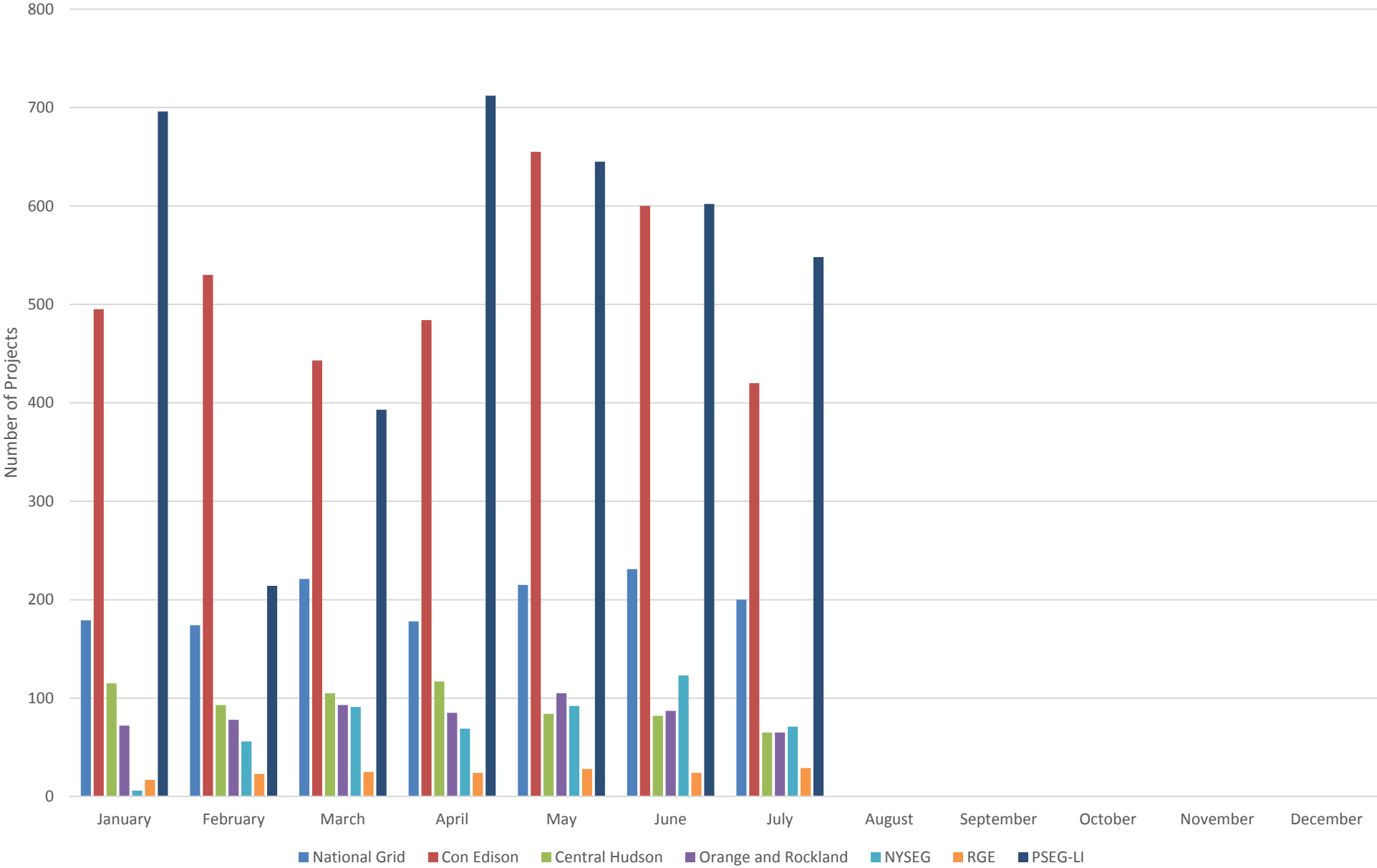
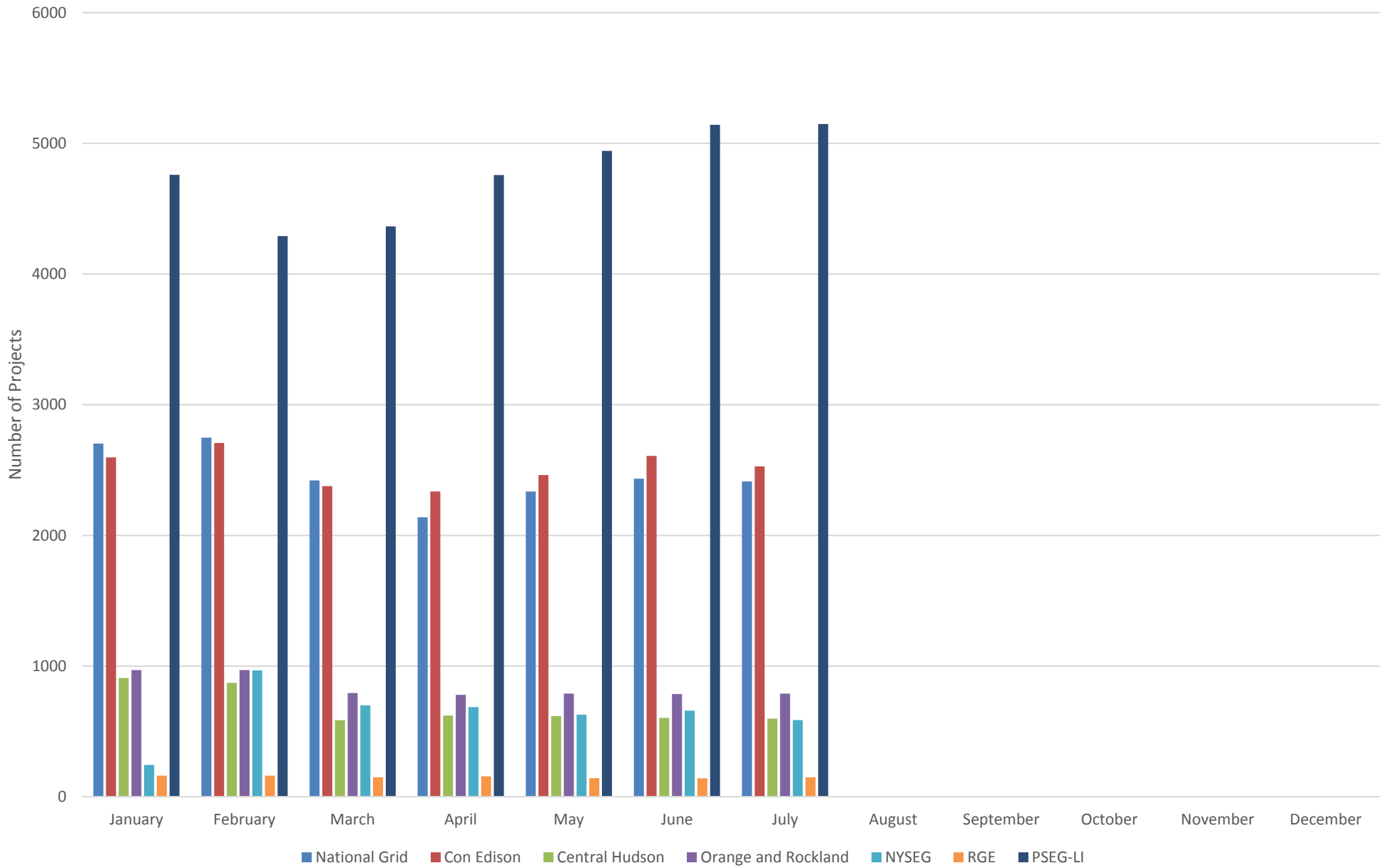


# New Projects Submitted



# Projects in the Queue

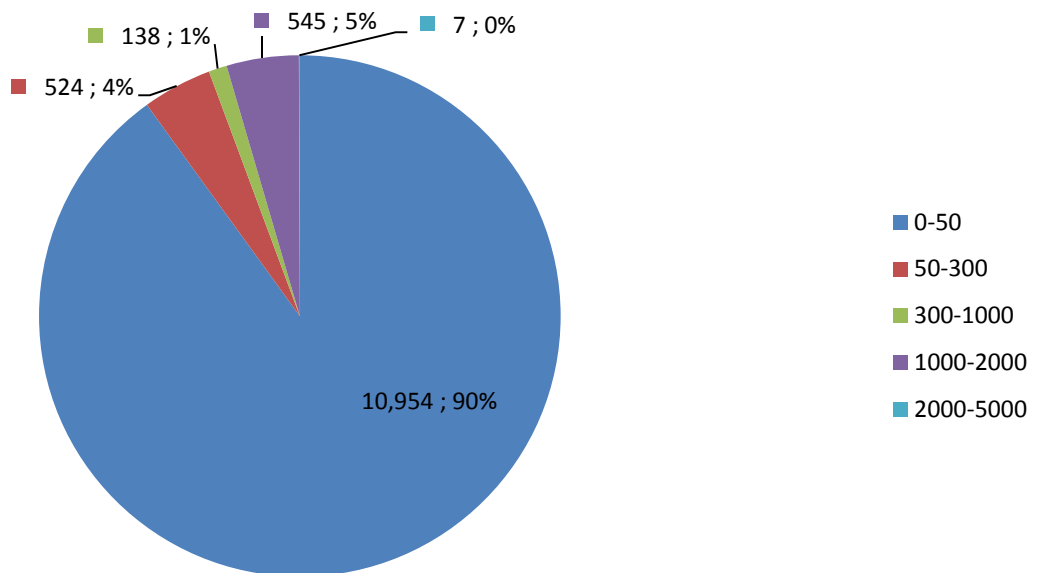


## SIR Queue: Number of Projects by kW Range as of July 2017

Company	kW Range					Total Projects	Total kW
	0-50	50-300	300-1000	1000-2000	2000-5000		
National Grid	1,941	192	40	232	-	2,405	525,758
Con Edison	2,241	224	46	14	3	2,528	100,302
Central Hudson	488	14	13	82	2	599	182,467
Orange and Rockland	713	10	7	59	-	789	145,471
NYSEG	430	34	10	113	-	587	235,030
RGE	88	9	8	44	1	150	96,901
PSEG	5,053	41	14	1	1	5,110	55,074
<b>Total</b>	<b>10,954</b>	<b>524</b>	<b>138</b>	<b>545</b>	<b>7</b>	<b>12,168</b>	<b>1,341,004</b>

kW Range	Company						
	Grid	Con Ed	Cen Hud	O&R	NYSEG	RGE	PSEG
0-50	80.7%	88.6%	81.5%	90.4%	73.3%	58.7%	98.9%
50-300	8.0%	8.9%	2.3%	1.3%	5.8%	6.0%	0.8%
300-1000	1.7%	1.8%	2.2%	0.9%	1.7%	5.3%	0.3%
1000-2000	9.6%	0.6%	13.7%	7.5%	19.3%	29.3%	0.0%
2000-5000	0.0%	0.1%	0.3%	0.0%	0.0%	0.7%	0.0%

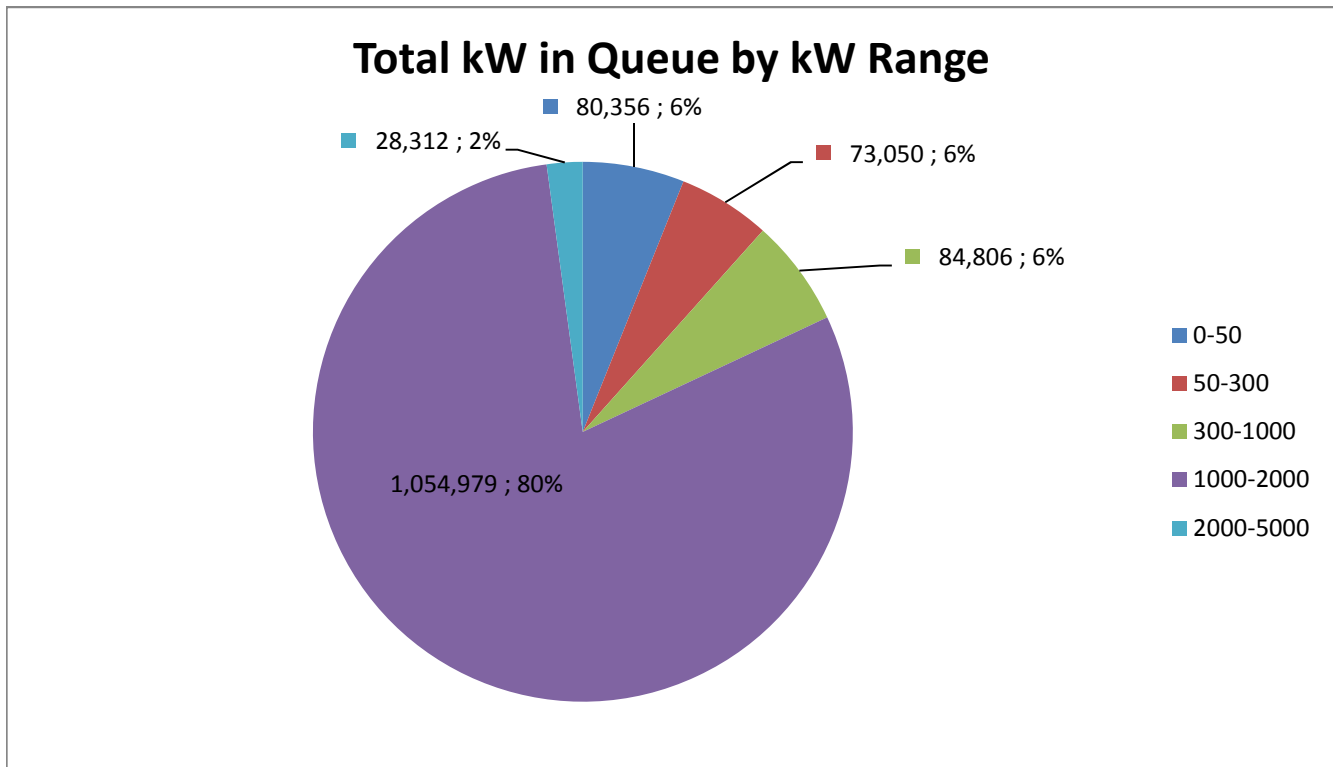
### Total Projects in Queue by kW Range



## SIR Queue: Number of kW by kW Range as of July 2017

Company	kW Range					Total
	0-50	50-300	300-1000	1000-2000	2000-5000	
National Grid	17,790	29,673	25,967	452,329	-	525,758
Con Edison	15,152	28,230	25,908	21,931	9,082	100,302
Central Hudson	3,760	1,579	7,088	160,045	9,996	182,467
Orange and Rockland	4,751	1,533	3,705	115,982	-	125,971
NYSEG	3,833	4,574	8,207	218,416	-	235,030
RGE	979	1,770	5,641	84,277	4,234	96,901
PSEG	34,091	5,693	8,290	2,000	5,000	55,074
<b>Total</b>	<b>80,356</b>	<b>73,050</b>	<b>84,806</b>	<b>1,054,979</b>	<b>28,312</b>	<b>1,321,504</b>

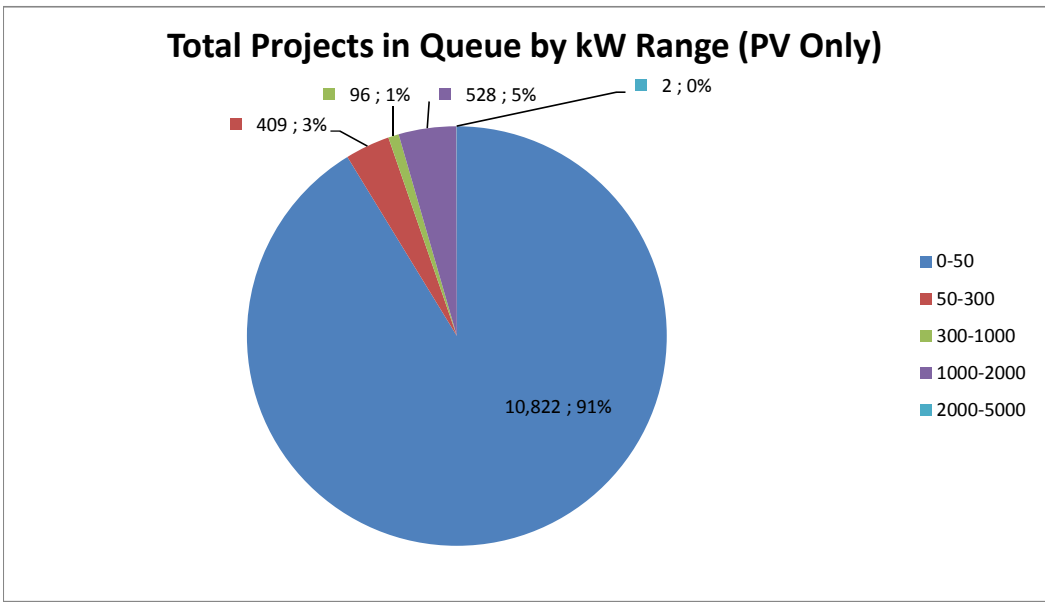
kW Range	Company						
	Grid	Con Ed	Cen Hud	O&R	NYSEG	RGE	PSEG
0-50	3.4%	15.1%	2.1%	3.8%	1.6%	1.0%	61.9%
50-300	5.6%	28.1%	0.9%	1.2%	1.9%	1.8%	10.3%
300-1000	4.9%	25.8%	3.9%	2.9%	3.5%	5.8%	15.1%
1000-2000	86.0%	21.9%	87.7%	92.1%	92.9%	87.0%	3.6%
2000-5000	0.0%	9.1%	5.5%	0.0%	0.0%	4.4%	9.1%



**SIR Queue: Number of Projects (PV ONLY) by kW Range as of July 2017**

Company	kW Range					Total Projects	Total kW
	0-50	50-300	300-1000	1000-2000	2000-5000		
National Grid	1,897	184	26	225	-	2,332	501,061
Con Edison	2,223	129	33	9	-	2,394	62,021
Central Hudson	488	14	12	80	2	596	177,803
Orange and Rockland	711	9	4	59	-	783	124,328
NYSEG	414	33	6	111	-	564	228,688
RGE	82	9	7	44	-	142	92,236
PSEG	5,007	31	8	-	-	5,046	43,158
<b>Total</b>	<b>10,822</b>	<b>409</b>	<b>96</b>	<b>528</b>	<b>2</b>	<b>11,857</b>	<b>1,229,296</b>

kW Range	Company						
	Grid	Con Ed	Cen Hud	O&R	NYSEG	RGE	PSEG
0-50	81.3%	92.9%	81.9%	90.8%	73.4%	57.7%	99.2%
50-300	7.9%	5.4%	2.3%	1.1%	5.9%	6.3%	0.6%
300-1000	1.1%	1.4%	2.0%	0.5%	1.1%	4.9%	0.2%
1000-2000	9.6%	0.4%	13.4%	7.5%	19.7%	31.0%	0.0%
2000-5000	0.0%	0.0%	0.3%	0.0%	0.0%	0.0%	0.0%

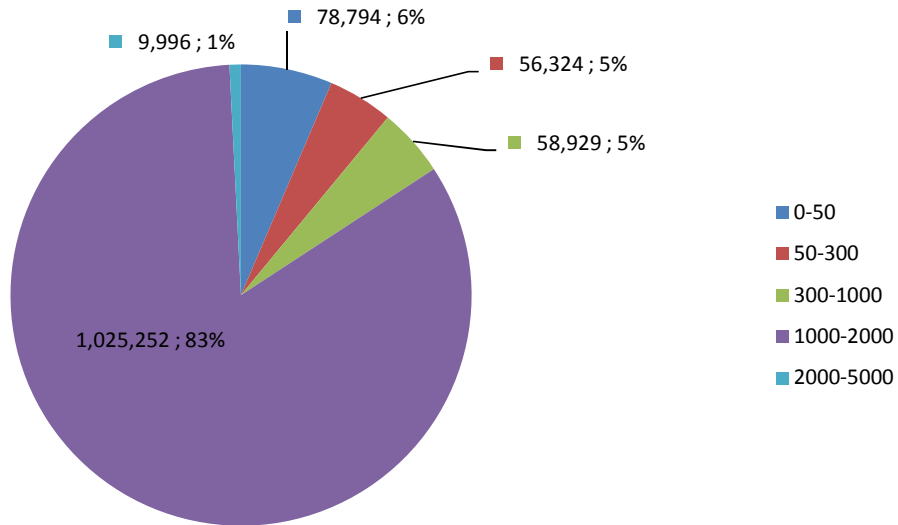


**SIR Queue: Number of kW (PV ONLY) by kW Range as of July 2017**

Company	kW Range					Total
	0-50	50-300	300-1000	1000-2000	2000-5000	
National Grid	17,306	27,573	17,353	438,829	-	501,061
Con Edison	14,693	14,788	17,887	14,654	-	62,021
Central Hudson	3,760	1,579	6,338	156,131	9,996	177,803
Orange and Rockland	4,741	1,433	2,172	115,982	-	124,328
NYSEG	3,648	4,504	5,157	215,380	-	228,688
RGE	873	1,770	5,316	84,277	-	92,236
PSEG	33,773	4,679	4,706	-	-	43,158
<b>Total</b>	<b>78,794</b>	<b>56,324</b>	<b>58,929</b>	<b>1,025,252</b>	<b>9,996</b>	<b>1,229,296</b>

kW Range	Company						
	Grid	Con Ed	Cen Hud	O&R	NYSEG	RGE	PSEG
0-50	3.5%	23.7%	2.1%	3.8%	1.6%	0.9%	78.3%
50-300	5.5%	23.8%	0.9%	1.2%	2.0%	1.9%	10.8%
300-1000	3.5%	28.8%	3.6%	1.7%	2.3%	5.8%	10.9%
1000-2000	87.6%	23.6%	87.8%	93.3%	94.2%	91.4%	0.0%
2000-5000	0.0%	0.0%	5.6%	0.0%	0.0%	0.0%	0.0%

**Total kW in Queue by kW Range (PV Only)**



**New Submitted Projects by Project Type as of July 2017**

<b>Company</b>	<b>Project Type</b>															<b>Total</b>
	<b>Wind</b>	<b>PV</b>	<b>MT</b>	<b>SG</b>	<b>IG</b>	<b>FW</b>	<b>FC</b>	<b>CHP</b>	<b>GT</b>	<b>HT</b>	<b>ICE</b>	<b>HYBRID</b>	<b>ST</b>	<b>Battery</b>	<b>Other</b>	
<b>National Grid</b>	7	192	-	-	-	-	-	-	1	-	-	-	-	-	-	200
<b>Con Edison</b>	-	415	-	-	-	-	-	-	-	-	3	-	-	-	-	418
<b>Central Hudson</b>	-	64	-	-	-	-	-	-	-	-	-	-	-	-	-	64
<b>Orange and Rockland</b>	-	65	-	-	-	-	-	-	-	-	-	-	-	-	-	65
<b>NYSEG</b>	-	82	-	-	-	-	-	-	-	-	-	-	-	-	-	82
<b>RGE</b>	-	29	-	-	-	-	-	-	-	-	-	-	-	-	-	29
<b>PSEG</b>	-	538	-	-	-	-	-	-	-	-	-	-	-	-	-	538
<b>Total</b>	<b>7</b>	<b>1,385</b>	<b>-</b>	<b>-</b>	<b>-</b>	<b>-</b>	<b>-</b>	<b>-</b>	<b>1</b>	<b>-</b>	<b>3</b>	<b>-</b>	<b>-</b>	<b>-</b>	<b>-</b>	<b>1,396</b>

**New Submitted kW by Project Type as of July 2017**

<b>Company</b>	<b>Project Type</b>															<b>Total</b>
	<b>Wind</b>	<b>PV</b>	<b>MT</b>	<b>SG</b>	<b>IG</b>	<b>FW</b>	<b>FC</b>	<b>CHP</b>	<b>GT</b>	<b>HT</b>	<b>ICE</b>	<b>HYBRID</b>	<b>ST</b>	<b>Battery</b>	<b>Other</b>	
<b>National Grid</b>	12,000	47,685	-	-	-	-	-	-	300	-	-	-	-	-	-	59,985
<b>Con Edison</b>	-	6,754	-	-	-	-	-	-	-	-	1,726	-	-	-	-	8,480
<b>Central Hudson</b>	-	522	-	-	-	-	-	-	-	-	-	-	-	-	-	522
<b>Orange and Rockland</b>	-	2,381	-	-	-	-	-	-	-	-	-	-	-	-	-	2,381
<b>NYSEG</b>	-	56,134	-	-	-	-	-	-	-	-	-	-	-	-	-	56,134
<b>RGE</b>	-	5,608	-	-	-	-	-	-	-	-	-	-	-	-	-	5,608
<b>PSEG</b>	-	3,887	-	-	-	-	-	-	-	-	-	-	-	-	-	3,887
<b>Total</b>	12,000	122,970	-	-	-	-	-	-	300	-	1,726	-	-	-	-	136,996





